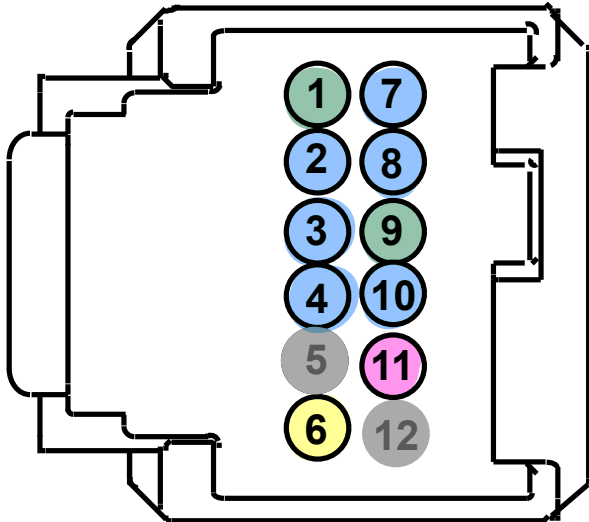


# 2021 Ford F150 Raptor Switch Wiring **2021** Overhead Console Part# ML3V-18519A58-GHD319W


Connector:		Color	Harness	Base Part #	Service Pigtail
C9120	AUXILIARY SWITCHES	BK	14334	part# N/A	See Below

**MOLEX Part# 347290120 Molex Terminal part# 348033212**

NOTE: View is from back of connector where the wires go into it.





- 1) +12v for switch 5 & 6 Violet
- 2) Switch 1 out White
- 3) Switch 2 out Orange
- 4) Switch 3 out Green
- 5) Not used
- 6) Ground -12Vdc Ground
- 7) Switch 6 out Brown
- 8) Switch 5 out Gray
- 9) +12v For Switches 1-4 Red
- 10) Switch 4 out Blue
- 11) +12v Illumination Circuit At plug
- 12) Not Used

Available Pigtail Kits	
<p><b>Pigtail Kit Part Number WPT-1401</b></p> 	<p>Service Part Number: <b>EU2Z-14S411-SA</b>                      Gauge: <b>20</b>                      Pin material: <b>Tin</b>                      Cavities: <b>12</b></p> <p>Vehicle Uses:</p> <ul style="list-style-type: none"> <li>• Module - Climate Control Seat</li> <li>• Module - Heated Seat (Rear)</li> <li>• Module - Image Processing</li> <li>• Module - Media Gateway</li> <li>• Module - Power Steering</li> <li>• Monitor - Video/DVD</li> </ul>

# Connector at Ford Aux Fuse/Relay Upfitter Box

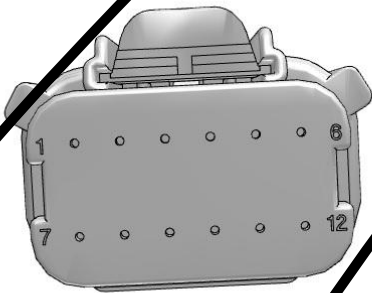
Ford Part# HC3T 14A303 GB4WA

17 thru 19 Super Duty OEM Ford Upfitter Fuse & Relay Panel



Molex MX150 Connector at Ford Aux Fuse Box

Rear of connector (Wire Entry)  
Molex # 33472-1201




PIN

- 1: Ground
- 2: Not Used
- 3: Switch #3
- 4: Switch #4
- 5: Power Constant Sw 5&6
- 6 Switch #1
- 7: Not Used
- 8: Not Used
- 9: Switch #2
- 10: Switch #6
- 11: Switch #5
- 12: Power Ignition Sw 1-4


Ext Harness Color

- Black
- Green
- Blue
- Violet
- White
- Orange
- Brown
- Gray
- Red

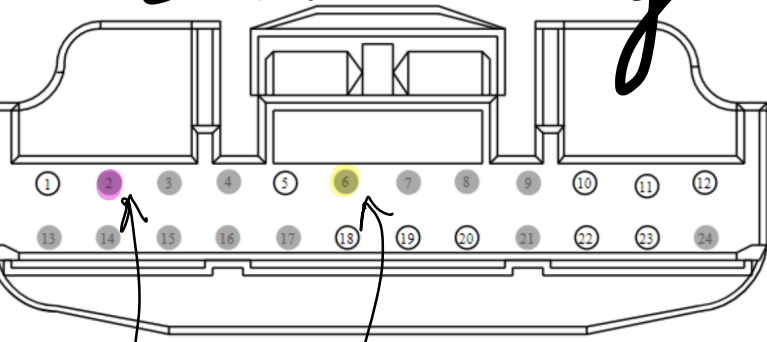
*Not using*



Molex Terminal # 330122002



# L2021 Wiring



Illum for 2021

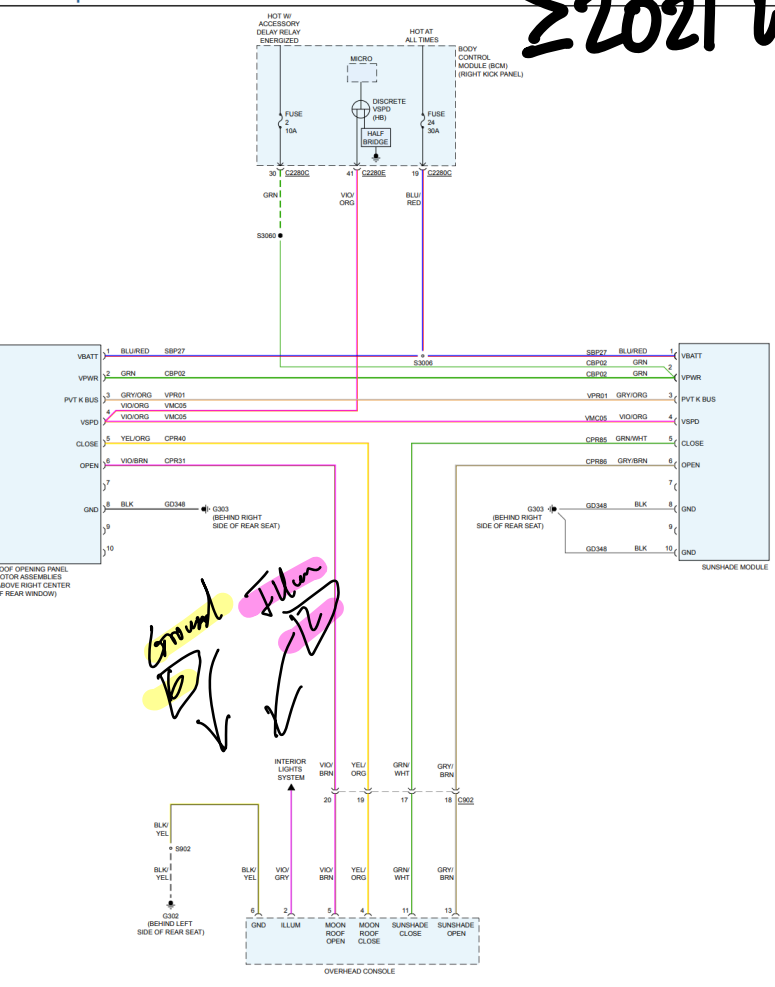
Ground for 2021

Check for Terminal Part Numbers

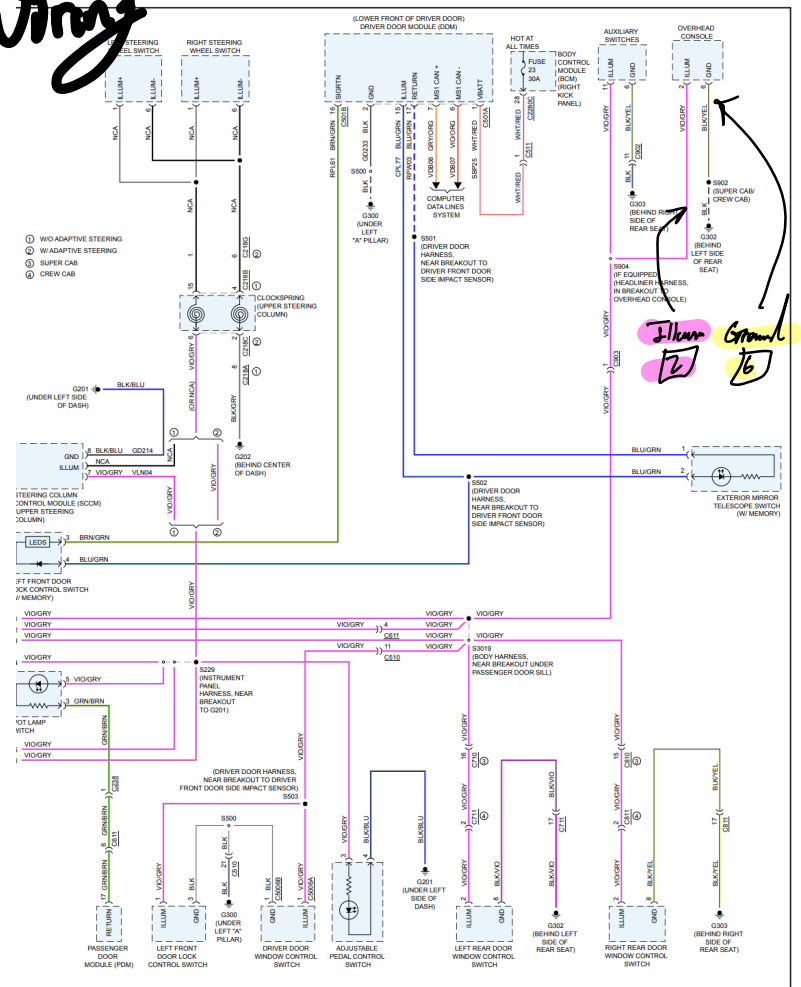
Pin	Circuit	Gauge	Circuit Function	Qualifier
1	GD348 (BK-YE)	22	GROUND - FILLAR OR QUARTER PANEL RIGHT	
2	*	*	Not Used <b>Illum</b>	
3	*	*	Not Used	
4	*	*	Not Used	
5	CLN70 (BN-VT)	22	SWITCH - OVERHEAD CONSOLE # EXTERNAL CONTROL 1	
6	*	*	Not Used <b>Ground</b>	
7	*	*	Not Used	
8	*	*	Not Used	
9	*	*	Not Used	
10	VLN04 (VT-GY)	22	CTRL MOD. - IP/SWITCH ILLUMINATION	
11	VLN33 (GY-VT)	22	CTRL MOD. - INTERIOR/COURTESY LAMP DIMMING (THEATRE)	
12	CLN09 (YE-GN)	22	RELAY - BATTERY SAVER (E.G. SWITCH OFF INTERIOR LIGHTING)	
13	*	*	Not Used	
14	*	*	Not Used	
15	*	*	Not Used	
16	*	*	Not Used	
17	*	*	Not Used	
18	CPR31 (VT-BN)	22	SWITCH - MOON/SUN ROOF OPEN	
19	CPR38 (WH-BU)	22	SWITCH - MOON/SUN ROOF TILT	
20	CPR40 (YE-OG)	22	SWITCH - MOON/SUN ROOF CLOSE	
21	*	*	Not Used	
22	CPR86 (GY-BN)	22	SWITCH - SHADE MOON/SUN ROOF OPEN	
23	CPR85 (GN-WH)	22	SWITCH - SHADE MOON/SUN ROOF CLOSE	
24	*	*	Not Used	

Power Tops

# L2021 Wiring

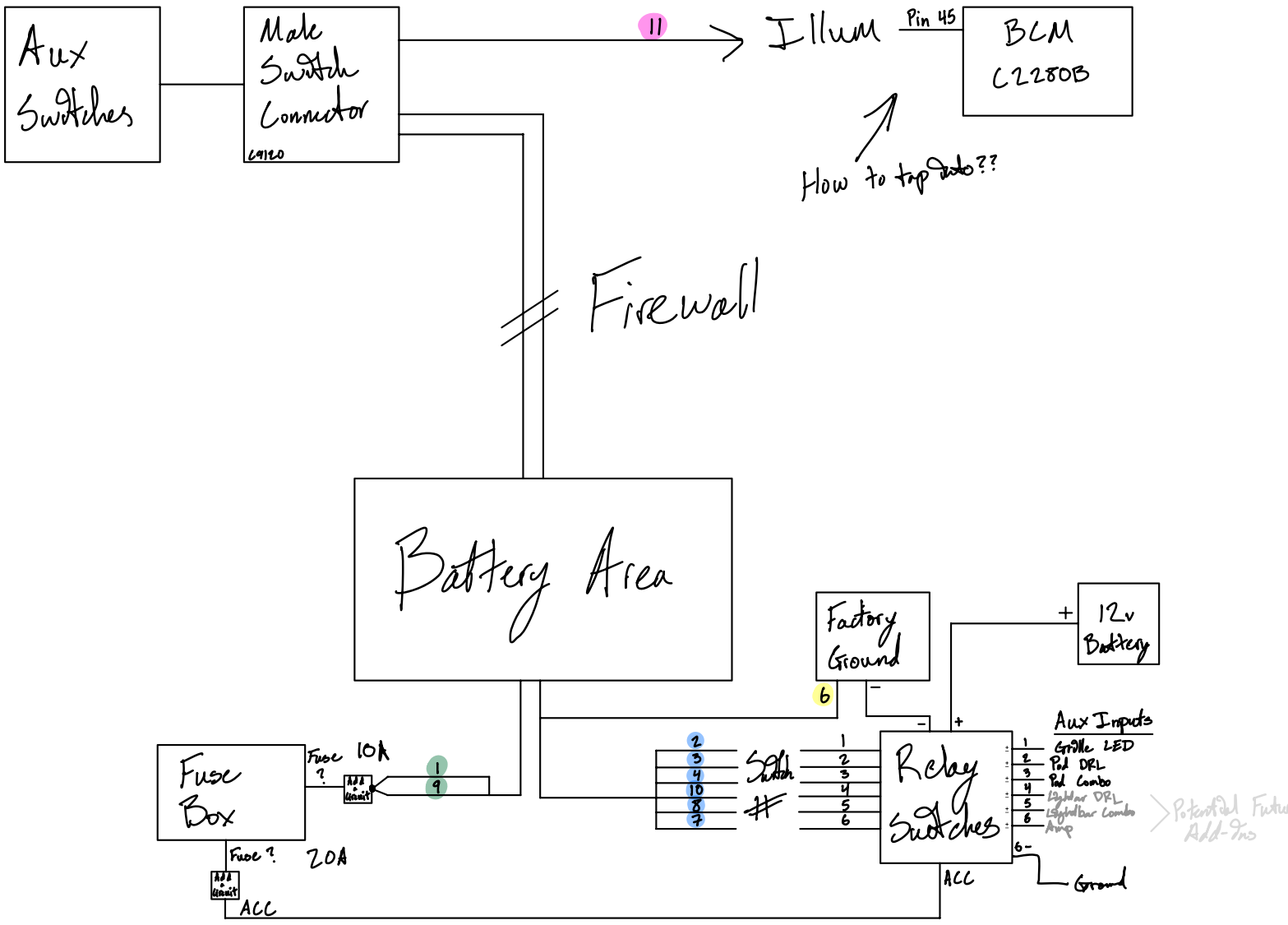


Ground  
Illum



Illum  
Ground

Don't Use Anymore  
(As per JH Form 812)



Rough Mockup  
for Install

5  
5  
10  
20  
20  
20  

---

80