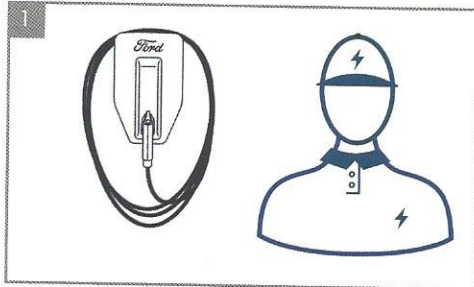


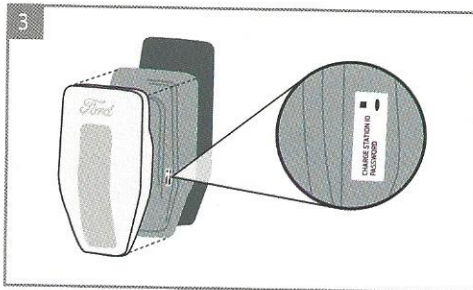
## QUICK START GUIDE TO CONFIGURE YOUR CHARGE STATION PRO



✓ Ensure the Charge Station Pro has been installed by a qualified electrician.



↓ Download required apps:  
1) FordPass™  
2) Ford Charge Station Pro Setup™



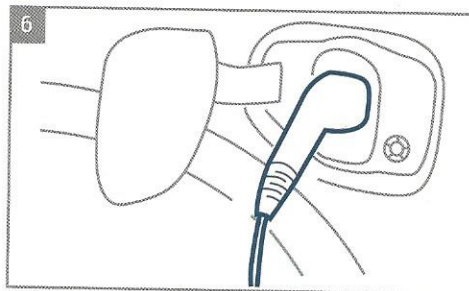
👁️ Locate the sticker with your Station ID and password on the front of the User Manual or on a sticker under the face plate.



👆 Launch the Charge Station Pro Setup app, select "New Station Setup" and follow these steps until completing by clicking on "Open FordPass".



👆 After FordPass automatically opens follow the instructions to complete setup.



⚡ Plug in and enjoy exploring your station's capabilities.

- Intelligent Backup Power allows you to provide power to your home from your vehicle battery during power outages. In addition to this Ford Charge Station Pro a Home Integration System is required to operate Intelligent Backup Power. To learn more about Intelligent Backup Power visit [Ford.com/connected](https://ford.com/connected).
- Ford Charge Station Pro requires Wi-Fi connection to enable smart features in FordPass.